

Modular Ice Cube Maker

SKOPE ID: GALA MR400 A

Dimensions: 1,321mm (W) x 638mm (D) x 978mm (H)

Ice Production: 345kg per 24h (Air temperature 21°C, Water temperature 15°C)

Storage Capacity: Separate Storage Bin Required



Description

Modular ice maker producing gourmet-shaped, crystal-clear ice cubes, production 345kg/24 hours with reduced water usage and electricity. R452A refrigerant - a 45% reduction in GWP (global warming potential) over previous R404A. The ice maker is designed to complement high-end Scotch and Whiskey, as the gourmet ice cube is slow to melt reducing the impact on flavour. New electronic control enhances the performance and adapts to extreme climates, rated to 43 degrees Celsius. ITV patented Anti Scale Spray System works to avoid Limescale deposits and reduces vibrations. The modular unit is stackable with the addition of a connection kit accessory. Front and rear ventilation system allows machine to be built-in (ventilation clearances required). The never-stop motor pump from ITV is designed without seals to prevent deterioration in hard water regions. Requires separate storage bin - SILO storage bins offer up to 800kg of capacity and a stacking kit that lets you achieve ultimate space utilisation. Filter systems need to be installed with the ice machine to protect the 2-year parts and Labour warranty. Best suited to: Restaurants, Clubs / Pubs / Bars, Hospitality / Venues, Accommodation.

Supplied Accessories



Recommended Bins



Warranty




Watermark

A Watermark approved* water filter, suitable for the water type at the place of installation must be used. SKOPE can provide a water filter that protects the Ice Maker, and ensures proper function and high quality ice production. Service or repair due to absence of a suitable water filter will not be covered by SKOPE warranty. Contact SKOPE for more information.

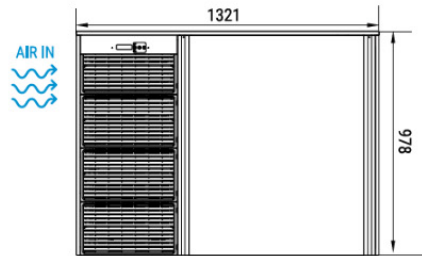
*Watermark approval is only applicable to Australian installations. Elsewhere, a suitable water filter must be used



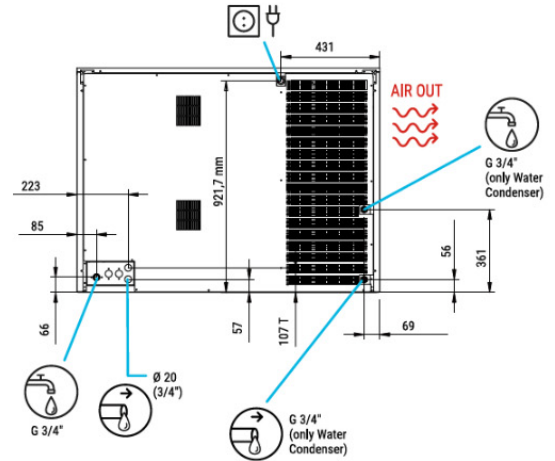
RIGHT SIDE VIEW



FRONTAL VIEW



REAR VIEW



Cabinet

Type	GALA
Finish	AISI 304 Stainless Steel
Modular/Self Contained	Modular

Dimensions

	External	Packed
Height (mm)	978	1,115
Width (mm)	1,321	1,410
Depth (mm)	638	740
Footprint (m ³)	1.16	

Weight

	Machine	Packed
Gross (kg)	165	191

Performance & Operating Conditions

Max. Operating Temp.	43
Air Temperature	10°C - 43°C
Water Temperature	5°C - 38°C
Recommended Water Pressure	1 bar / 6 bar
Litres of Water p/h	29.2
100kg Kwh	20.6
Plug Set Size	10 Amps
Heat Rejection (W)	8,613

Type

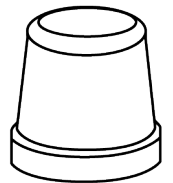
System Type	Spray System
Refrigerant	R452A

Ice Specifications

Dimensions (mm)	39mm circumference x 35mm height
Ice cubes per cycle	192
Ice cube storage capacity (kg)	Separate Storage Bin Required. Choose from S500, SCD400, SCD600 & SCD800 MS/MDP Bins.

Ice Production per 24 hour cycle (kg)

		Water temperature			
		10°C	15°C	21°C	30°C
Air temperature	10°C	396	389	378	350
	21°C	390	381	373	345
	32°C	365	356	349	315
	43°C	315	303	294	260



Optional Accessories

Stacking Kit	Gala MR400 (Part No. ITV8035)*
Water Filter	Water Filter Kit for Modular (Part No. SXX11698)
Water Filter	Replacement Cartridge (Part No. SXX11696)**

*Double stacking must be carried out by a qualified technician which will incur an extra charge.
**Two SXX11696 will be required at time of ordering.



GALA MR400 A
on the SKOPE website

Self-Contained Ice Cube Maker

SKOPE ID: GALA NG45 A R290

Dimensions: 465mm (W) x 595mm (D) x 789mm (H) | 894 - 944mm (H w/ adjustable legs)

Ice Production: 47kg per 24h (Air temperature 21°C, Water temperature 15°C)

Storage Capacity: 20kg



Description

Self-contained ice maker producing gourmet-shaped, crystal-clear ice cubes, production 47kg/24 hours with reduced water usage and electricity. Virtually zero impact on the environment with R290 natural refrigerant. The ice maker is designed to complement high-end Scotch and Whiskey, as well as being perfect for cafés, as the gourmet ice cube is slow to melt reducing the impact on flavour. New electronic control enhances the performance and adapts to extreme climates, rated to 43 degrees Celsius. ITV patented Anti Scale Spray System works to avoid Limescale deposits and reduces vibrations. New Smart Front Ventilation System (SVFS) allows the self-contained units to be built in, new units also have an easy-to-access automatic cleaning switch at the front of the unit which disconnects the cooling cycle while circulating water and chemicals to clean the unit. The never-stop motor pump from ITV is designed without seals to prevent deterioration in hard water regions, and the units have a built-in lined storage bin which holds up to 20kg of ice. The unit can be ordered with an internal drain pump or without as standard. Self-contained units come with standard adjustable legs, and optional lockable castors 62mm high or 10mm levelling feet are available at an additional cost. Filter systems need to be installed with the ice machine to protect the 2-year parts and Labour warranty. Best suited to: Restaurants / Cafes, Clubs / Pubs / Bars, Hospitality / Venues, Accommodation.

Supplied Accessories



Water Inlet
Hose



Drain Hose



Water Inlet Filter
Gasket



Medium
Scoop



Adjustable Height
Legs



Backflow Prevention
Device



Warranty



Natural Refrigerant




Watermark

A Watermark approved* water filter, suitable for the water type at the place of installation must be used. SKOPE can provide a water filter that protects the Ice Maker, and ensures proper function and high quality ice production. Service or repair due to absence of a suitable water filter will not be covered by SKOPE warranty. Contact SKOPE for more information.


*Watermark approval is only applicable to Australian installations. Elsewhere, a suitable water filter must be used



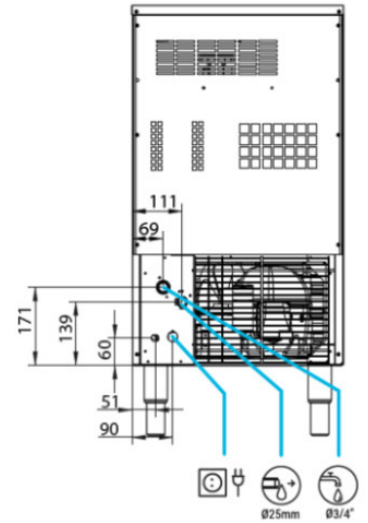
LEFT SIDE VIEW



FRONTAL VIEW



REAR VIEW



Cabinet

Type	GALA
Finish	AISI 304 Stainless Steel
Modular/Self Contained	Self Contained

Dimensions

	External	Packed
Height (mm)	789	920
Width (mm)	465	540
Depth (mm)	595	660
Footprint (m ³)	0.33	

Weight

	Machine	Packed
Gross (kg)	45	56

Performance & Operating Conditions

Max. Operating Temp.	43
Air Temperature	10°C - 43°C
Water Temperature	5°C - 38°C
Recommended Water Pressure	1 bar / 6 bar
Litres of Water p/h	5.3
100kg Kwh	26
Plug Set Size	10 Amps
Heat Rejection (W)	1,025

Type

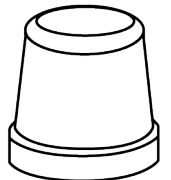
System Type	Spray System
Refrigerant	R290 Natural Refrigerant
Heat Rejection (W)	1,025

Ice Specifications

Dimensions (mm)	39mm circumference x 35mm height
Ice cubes per cycle	24
Ice cube storage capacity (kg)	20

Ice Production per 24 hour cycle (kg)

		Water temperature			
		10°C	15°C	21°C	30°C
Air temperature	10°C	47	50	44	41
	21°C	47	47	47	45
	32°C	45	44	43	40
	43°C	36	34	32	28



Optional Accessories

Water Filter	Water Filter Kit for Self-Contained (Part No. SXX11695)
Water Filter	Replacement Cartridge (Part No. SXX11696)
Drain Pump	Drain Pump PRO SA92 (Part No. SXX11725-P) This unit can also be ordered with a Drain Pump as standard
Castor Set	Set of 4 castors (Part No. ITV-31703)
Levelling Feet	Set of 4 10mm Levelling Feet (Part No. ITV-33007)



GALA NG45 A R290
on the SKOPE website



Self-Contained Ice Cube Maker

SKOPE ID: GALA NG6o A R29o

Dimensions: 535mm (W) x 595mm (D) x 789mm (H) | 894 - 944mm (H w/ adjustable legs)

Ice Production: 55kg per 24h (Air temperature 21°C, Water temperature 15°C)

Storage Capacity: 25kg



Description

Self-contained ice maker producing gourmet-shaped, crystal-clear ice cubes, production 55kg/24 hours with reduced water usage and electricity. Virtually zero impact on the environment with R29o natural refrigerant. The ice maker is designed to complement high-end Scotch and Whiskey, as well as being perfect for cafés, as the gourmet ice cube is slow to melt reducing the impact on flavour. New electronic control enhances the performance and adapts to extreme climates, rated to 43 degrees Celsius. ITV patented Anti Scale Spray System works to avoid Limescale deposits and reduces vibrations. New Smart Front Ventilation System (SVFS) allows the self-contained units to be built in, new units also have an easy-to-access automatic cleaning switch at the front of the unit which disconnects the cooling cycle while circulating water and chemicals to clean the unit. The never-stop motor pump from ITV is designed without seals to prevent deterioration in hard water regions, and the units have a built-in lined storage bin which holds up to 25kg of ice. The unit can be ordered with an internal drain pump or without as standard. Self-contained units come with standard adjustable legs, and optional lockable castors 62mm high or 10mm levelling feet are available at an additional cost. Filter systems need to be installed with the ice machine to protect the 2-year parts and Labour warranty. Best suited to: Restaurants / Cafes, Clubs / Pubs / Bars, Hospitality / Venues, Accommodation.

Supplied Accessories



Water Inlet
Hose



Drain Hose



Water Inlet Filter
Gasket



Medium
Scoop



Adjustable Height
Legs



Backflow Prevention
Device



Warranty



Natural Refrigerant




Watermark

A Watermark approved* water filter, suitable for the water type at the place of installation must be used. SKOPE can provide a water filter that protects the Ice Maker, and ensures proper function and high quality ice production. Service or repair due to absence of a suitable water filter will not be covered by SKOPE warranty. Contact SKOPE for more information.

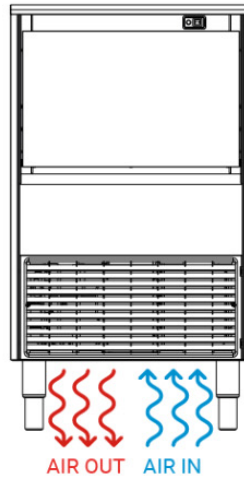
*Watermark approval is only applicable to Australian installations. Elsewhere, a suitable water filter must be used



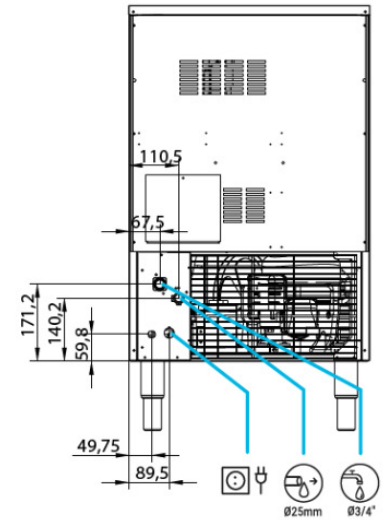
LEFT SIDE VIEW



FRONTAL VIEW



REAR VIEW



Cabinet

Type	GALA
Finish	AISI 304 Stainless Steel
Modular/Self Contained	Self Contained

Dimensions

	External	Packed
Height (mm)	789	1,020
Width (mm)	535	610
Depth (mm)	595	660
Footprint (m ³)	0.41	

Weight

	Machine	Packed
Gross (kg)	56	61

Performance & Operating Conditions

Max. Operating Temp.	43
Air Temperature	10°C - 43°C
Water Temperature	5°C - 38°C
Recommended Water Pressure	1 bar / 6 bar
Litres of Water p/h	5.9
100kg Kwh	14.90
Plug Set Size	10 Amps
Heat Rejection (W)	884

Type

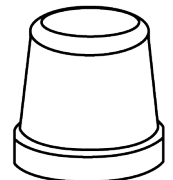
System Type	Spray System
Refrigerant	R290 Natural Refrigerant

Ice Specifications

Dimensions (mm)	39mm circumference x 35mm height
Ice cubes per cycle	36
Ice cube storage capacity (kg)	25

Ice Production per 24 hour cycle (kg)

		Water temperature			
		10°C	15°C	21°C	30°C
Air temperature	10°C	58	56	53	50
	21°C	57	55	53	50
	32°C	53	50	46	43
	43°C	48	42	36	34



Optional Accessories

Water Filter	Water Filter Kit for Self-Contained (Part No. SXX11695)
Water Filter	Replacement Cartridge (Part No. SXX11696)
Drain Pump	Drain Pump PRO SA92 (Part No. SXX11725-P) This unit can also be ordered with a Drain Pump as standard
Castor Set	Set of 4 castors (Part No. ITV-31703)
Levelling Feet	Set of 4 10mm Levelling Feet (Part No. ITV-33007)



GALA NG6o A R29o
on the SKOPE website



Self-Contained Ice Cube Maker

SKOPE ID: GALA NG8o A R29o

Dimensions: 715mm (W) x 595mm (D) x 939mm (H) | 1044 - 1094mm (H w/ adjustable legs)

Ice Production: 75kg per 24h (Air temperature 21°C, Water temperature 15°C)

Storage Capacity: 35kg



Description

Self-contained ice maker producing gourmet-shaped, crystal-clear ice cubes, production 75kg/24 hours with reduced water usage and electricity. Virtually zero impact on the environment with R29o natural refrigerant. The ice maker is designed to complement high-end Scotch and Whiskey, as well as being perfect for cafés, as the gourmet ice cube is slow to melt reducing the impact on flavour. New electronic control enhances the performance and adapts to extreme climates, rated to 43 degrees Celsius. ITV patented Anti Scale Spray System works to avoid Limescale deposits and reduces vibrations. New Smart Front Ventilation System (SVFS) allows the self-contained units to be built in, new units also have an easy-to-access automatic cleaning switch at the front of the unit which disconnects the cooling cycle while circulating water and chemicals to clean the unit. The never-stop motor pump from ITV is designed without seals to prevent deterioration in hard water regions, and the units have a built-in lined storage bin which holds up to 35kg of ice. The unit can be ordered with an internal drain pump or without. Self-contained units come with standard adjustable legs, and optional lockable castors 62mm high or 10mm levelling feet are available at an additional cost. Filter systems need to be installed with the ice machine to protect the 2-year parts and Labour warranty. Best suited to: Restaurants / Cafes, Clubs / Pubs / Bars, Hospitality / Venues, Accommodation.

Supplied Accessories



Water Inlet
Hose



Drain Hose



Water Inlet Filter
Gasket



Medium
Scoop



Adjustable Height
Legs



Backflow Prevention
Device



Warranty



Natural Refrigerant




Watermark

A Watermark approved* water filter, suitable for the water type at the place of installation must be used. SKOPE can provide a water filter that protects the Ice Maker, and ensures proper function and high quality ice production. Service or repair due to absence of a suitable water filter will not be covered by SKOPE warranty. Contact SKOPE for more information.

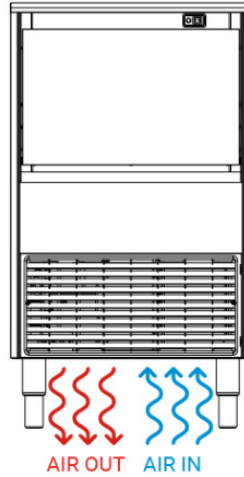
*Watermark approval is only applicable to Australian installations. Elsewhere, a suitable water filter must be used



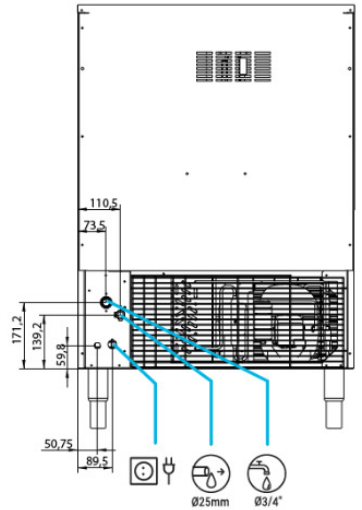
LEFT SIDE VIEW



FRONTAL VIEW



REAR VIEW



Cabinet

Type	GALA
Finish	AISI 304 Stainless Steel
Modular/Self Contained	Self Contained

Dimensions

	External	Packed
Height (mm)	939	1,060
Width (mm)	715	790
Depth (mm)	595	655
Footprint (m ³)	0.55	

Weight

	Machine	Packed
Gross (kg)	70	76

Performance & Operating Conditions

Max. Operating Temp.	43
Air Temperature	10°C - 43°C
Water Temperature	5°C - 38°C
Recommended Water Pressure	1 bar / 6 bar
Litres of Water p/h	10.5
100kg Kwh	18.6
Fuse	10 Amps
Heat Rejection (W)	1,469

Type

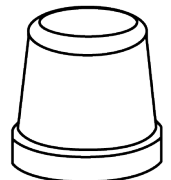
System Type	Spray System
Refrigerant	R290 Natural Refrigerant

Ice Specifications

Dimensions (mm)	39mm circumference x 35mm height
Ice cubes per cycle	48
Ice cube storage capacity (kg)	35

Ice Production per 24 hour cycle (kg)

		Water temperature			
		10°C	15°C	21°C	30°C
Air temperature	10°C	89	83	80	75
	21°C	82	75	73	69
	32°C	77	73	69	63
	43°C	68	63	58	56



Optional Accessories

Water Filter	Water Filter Kit for Self-Contained (Part No. SXX11695)
Water Filter	Replacement Cartridge (Part No. SXX11696)
Drain Pump	Drain Pump PRO SA92 (Part No. SXX11725-P)
Castor Set	Set of 4 castors (Part No. ITV-31703)
Levelling Feet	Set of 4 10mm Levelling Feet (Part No. ITV-33007)



GALA NG8o A R29o on the SKOPE website



Self-Contained Ice Cube Maker

SKOPE ID: GALA NG110 A R290

Dimensions: 715mm (W) x 700mm (D) x 1044mm (H) | 1149 - 1199mm (H w/ adjustable legs)

Ice Production: 114kg per 24h (Air temperature 21°C, Water temperature 15°C)

Storage Capacity: 60kg



Description

Self-contained ice maker producing gourmet-shaped, crystal-clear ice cubes, production 114kg/24 hours with reduced water usage and electricity. Virtually zero impact on the environment with R290 natural refrigerant. The ice maker is designed to complement high-end Scotch and Whiskey, as well as being perfect for cafés, as the gourmet ice cube is slow to melt reducing the impact on flavour. New electronic control enhances the performance and adapts to extreme climates, rated to 43 degrees Celsius. ITV patented Anti Scale Spray System works to avoid Limescale deposits and reduces vibrations. New Smart Front Ventilation System (SVFS) allows the self-contained units to be built in, new units also have an easy-to-access automatic cleaning switch at the front of the unit which disconnects the cooling cycle while circulating water and chemicals to clean the unit. The never-stop motor pump from ITV is designed without seals to prevent deterioration in hard water regions, and the units have a built-in lined storage bin which holds up to 60kg of ice. The unit can be ordered with an internal drain pump or without. Self-contained units come with standard adjustable legs, and optional lockable castors 62mm high or 10mm levelling feet are available at an additional cost. Filter systems need to be installed with the ice machine to protect the 2-year parts and Labour warranty. Best suited to: Restaurants / Cafes, Clubs / Pubs / Bars, Hospitality / Venues, Accommodation.

Supplied Accessories



Water Inlet
Hose



Drain Hose



Water Inlet Filter
Gasket



Medium
Scoop



Adjustable Height
Legs



Backflow Prevention
Device



Warranty



Natural Refrigerant



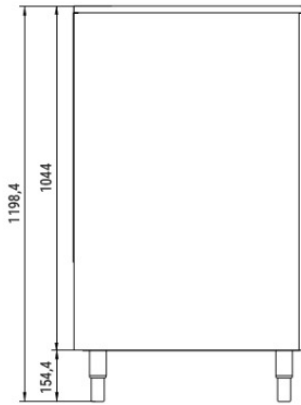
Watermark

A Watermark approved* water filter, suitable for the water type at the place of installation must be used. SKOPE can provide a water filter that protects the Ice Maker, and ensures proper function and high quality ice production. Service or repair due to absence of a suitable water filter will not be covered by SKOPE warranty. Contact SKOPE for more information.


*Watermark approval is only applicable to Australian installations. Elsewhere, a suitable water filter must be used



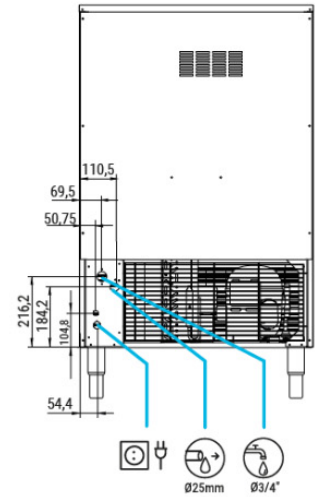
LEFT SIDE VIEW



FRONTAL VIEW



REAR VIEW



Cabinet

Type	GALA
Finish	AISI 304 Stainless Steel
Modular/Self Contained	Self Contained

Dimensions

	External	Packed
Height (mm)	1,044	1,170
Width (mm)	715	790
Depth (mm)	700	765
Footprint (m ³)	0.71	

Weight

	Machine	Packed
Gross (kg)	81	102

Performance & Operating Conditions

Max. Operating Temp.	43
Air Temperature	10°C - 43°C
Water Temperature	5°C - 38°C
Recommended Water Pressure	1 bar / 6 bar
Litres of Water p/h	14.1
100kg Kwh	14.2
Plug Set Size	10 Amps
Heat Rejection (W)	1,747

Type

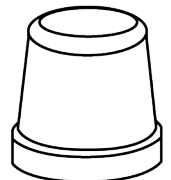
System Type	Spray System
Refrigerant	R290 Natural Refrigerant

Ice Specifications

Dimensions (mm)	39mm circumference x 35mm height
Ice cubes per cycle	60
Ice cube storage capacity (kg)	60

Ice Production per 24 hour cycle (kg)

		Water temperature			
		10°C	15°C	21°C	30°C
Air temperature	10°C	116	113	104	100
	21°C	114	114	103	95
	32°C	100	96	91	85
	43°C	87	82	78	75



Optional Accessories

Water Filter	Water Filter Kit for Self-Contained (Part No. SXX11695)
Water Filter	Replacement Cartridge (Part No. SXX11696)
Drain Pump	Drain Pump PRO SA92 (Part No. SXX11725-P)
Castor Set	Set of 4 castors (Part No. ITV-31703)
Levelling Feet	Set of 4 10mm Levelling Feet (Part No. ITV-33007)



GALA NG110 A R290 on the SKOPE website



Self-Contained Ice Cube Maker

SKOPE ID: GALA NG150 A R290

Dimensions: 860mm (W) x 700mm (D) x 1044mm (H) | 1149 - 1199mm (H w/ adjustable legs)

Ice Production: 153kg per 24h (Air temperature 21°C, Water temperature 15°C)

Storage Capacity: 75kg



Description

Self-contained ice maker producing gourmet-shaped, crystal-clear ice cubes, production 153kg/24 hours with reduced water usage and electricity. Virtually zero impact on the environment with R290 natural refrigerant. The ice maker is designed to complement high-end Scotch and Whiskey, as well as being perfect for cafés, as the gourmet ice cube is slow to melt reducing the impact on flavour. New electronic control enhances the performance and adapts to extreme climates, rated to 43 degrees Celsius. ITV patented Anti Scale Spray System works to avoid Limescale deposits and reduces vibrations. New Smart Front Ventilation System (SVFS) allows the self-contained units to be built in, new units also have an easy-to-access automatic cleaning switch at the front of the unit which disconnects the cooling cycle while circulating water and chemicals to clean the unit. The never-stop motor pump from ITV is designed without seals to prevent deterioration in hard water regions, and the units have a built-in lined storage bin which holds up to 75kg of ice. The unit can be ordered with an internal drain pump or without. Self-contained units come with standard adjustable legs, and optional lockable castors 62mm high or 10mm levelling feet are available at an additional cost. Filter systems need to be installed with the ice machine to protect the 2-year parts and Labour warranty. Best suited to: Restaurants / Cafes, Clubs / Pubs / Bars, Hospitality / Venues, Accommodation.

Supplied Accessories



Water Inlet
Hose



Drain Hose



Water Inlet Filter
Gasket



Medium
Scoop



Adjustable Height
Legs



Backflow Prevention
Device



Warranty



Natural Refrigerant



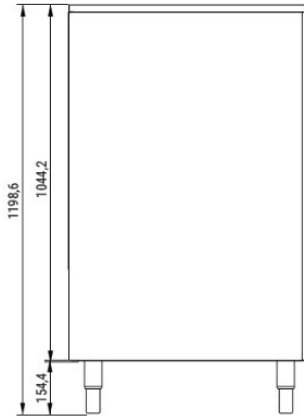
Watermark

A Watermark approved* water filter, suitable for the water type at the place of installation must be used. SKOPE can provide a water filter that protects the Ice Maker, and ensures proper function and high quality ice production. Service or repair due to absence of a suitable water filter will not be covered by SKOPE warranty. Contact SKOPE for more information.

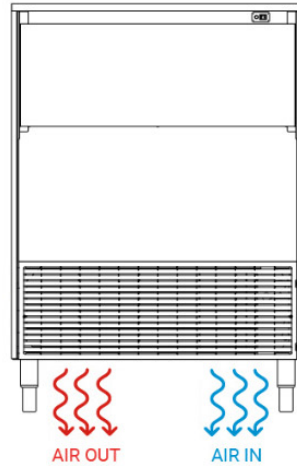
*Watermark approval is only applicable to Australian installations. Elsewhere, a suitable water filter must be used



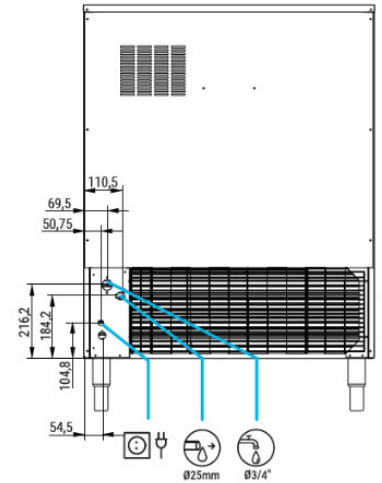
LEFT SIDE VIEW



FRONTAL VIEW



REAR VIEW



Cabinet

Type	GALA
Finish	AISI 304 Stainless Steel
Modular/Self Contained	Self Contained

Dimensions

	External	Packed
Height (mm)	1,044	1,160
Width (mm)	860	930
Depth (mm)	700	765
Footprint (m ³)	0.83	

Weight

	Machine	Packed
Gross (kg)	95	120

Performance & Operating Conditions

Max. Operating Temp.	43
Air Temperature	10°C - 43°C
Water Temperature	5°C - 38°C
Recommended Water Pressure	1 bar / 6 bar
Litres of Water p/h	20
100kg Kwh	14.4
Plug Set Size	10 Amps
Heat Rejection (W)	2,654

Type

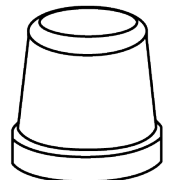
System Type	Spray System
Refrigerant	R290 Natural Refrigerant

Ice Specifications

Dimensions (mm)	39mm circumference x 35mm height
Ice cubes per cycle	96
Ice cube storage capacity (kg)	75

Ice Production per 24 hour cycle (kg)

		Water temperature			
		10°C	15°C	21°C	30°C
Air temperature	10°C	116	158	149	136
	21°C	159	153	145	132
	32°C	141	135	127	116
	43°C	127	121	113	102



Optional Accessories

Water Filter	Water Filter Kit for Self-Contained (Part No. SXX11695)
Water Filter	Replacement Cartridge (Part No. SXX11696)
Drain Pump	Drain Pump PRO SA92 (Part No. SXX11725-P)
Castor Set	Set of 4 castors (Part No. ITV-31703)
Levelling Feet	Set of 4 10mm Levelling Feet (Part No. ITV-33007)



GALA NG150 A R290 on the SKOPE website



Food Blender

Brand: Vitamix

Model Number: Vita-Prep 3

Dimensions: 191mm (W) x 222mm (D) x 508mm (H)

Included Container: 2L Standard Container



Description

Food blender combining market leading performance and ease of use that delivers a consistent blend every time. Featuring basic variable speed functions with 10 speed options and a pulse inclusion, you can create culinary masterpieces with ease. The Vita-Prep 3's powerful 3-peak output HP motor ensures reduced noise, improved reliability and minimised downtime. The starter kit includes the Vita-Prep 3 blender with 2 L heavy-duty container, wet blade assembly, two-piece lid and tamper stick to move ingredients towards the blade. The Vita-Prep 3 is covered by a 3 year back to base warranty (1 year parts and labour and 2 years parts only) on the motor base. Containers and blades are subject to a 12 month manufacturer's defect warranty. Best suited to: Restaurants, Hotels, Nursing Homes, Hospitals, Catering Companies, Cafes, Production Kitchens, Schools.

Supplied Accessories



2.0 L Standard Container with Lid and Blade Assembly

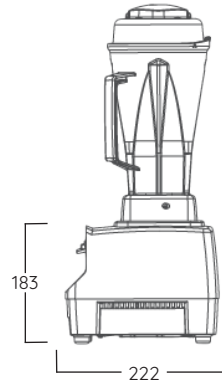
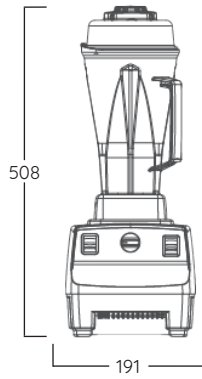


Tamper Stick



Terms and Conditions apply. 3 years parts, 1 year labour. Containers and blades are subject to a 12 month manufacturer's defect warranty.





Machine

Type	Food
Colour	Red
Container	2 L Standard
Blade	Wet
Material	BPA-free plastic

Dimensions

	External	Packed	Operating Space
Height (mm)	508	TBC	508
Width (mm)	191	TBC	191
Depth (mm)	222	TBC	222

Weight

	Machine	Packed
Gross (kg)	5.73	6.73

Performance

Functions	Basic variable speed functions
Speed	10 speed options
Pulse Option	Yes

Electrical

Motor - Peak Output (HP)	3
Power - Load Dependent (Watts)	1,200 - 1,400
Electrical Connection	10 Amp plug with 2.1m flex
Frequency (Hz)	50
Voltage	230

Optional Accessories

Container with Lid and Blade	2 L Standard Container with Lid and Blade Assembly (Part No. VIT-058626)
Container	2 L Standard Container (Part No. VIT-058625)
Lid	Lid for 2 L Standard Container (Part No. VIT-062985)
Blade Assembly	Wet Blade Assembly (Part No. VIT-001152)
Rinse-o-Matic	Sink mounted container cleaner (Part No. VIT-001446)
Nut Wrench	Plastic Retainer Nut Wrench (Part No. VIT-015596)



Vita-Prep 3
on the SKOPE website

