



PRODUCT FEATURES

- Deck forced refrigeration
- Sliding doors front and rear
- Double glazed
- Two adjustable shelves
- Ticket strips on shelves and deck
- Undershelf and canopy LED lights
- Integral condensor
- Self evaporating
- Solid glass front - optional

CABINET DIMENSIONS & SPECIFICATIONS

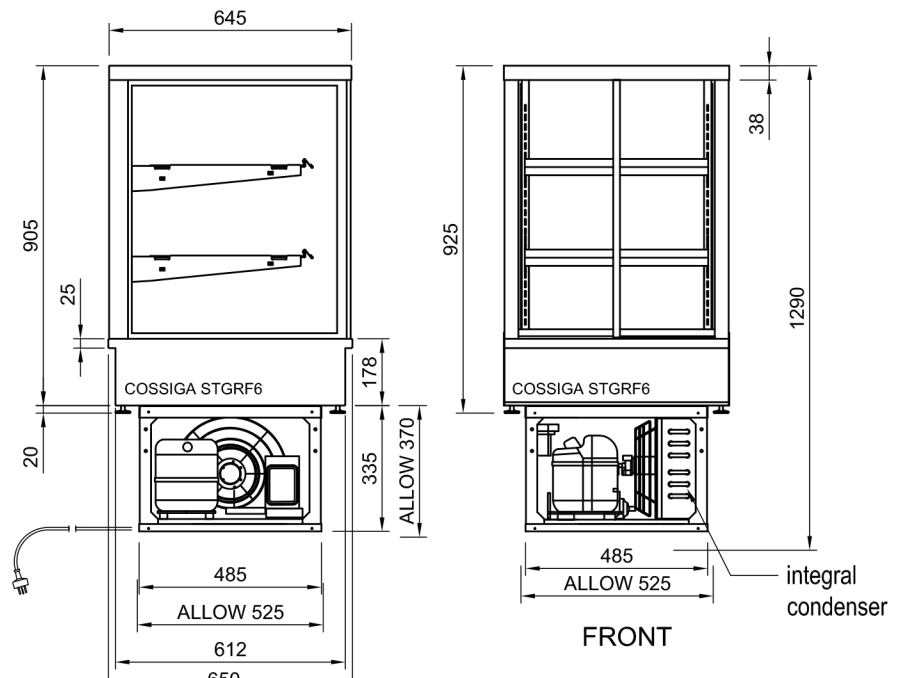
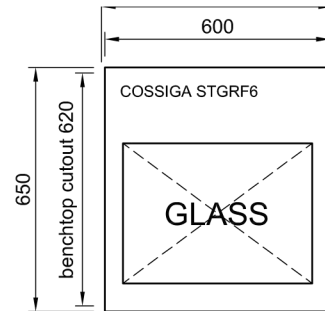
Refrigerated 4⁰ factory set point

Model	Cabinet			Shelving no.	Display m ²	Total food units	Refrigerant	Operating Current	Connection	Voltage
	Length mm	Depth mm	Height mm							
STGRF6	600	650	925	2 + base		100 x 100 mm	134a	4.7 Amp	10amp 3 pin plug	50/60 Hertz

* prior to installation see, installation guidelines, ventillation requirements and drainage options documents

ELECTRICAL POWER

Electrical power cord 2200mm
 3 pin 10 amp 1 phase socket required.
 Maximum ambient operating temperature climate class N max 32°C



Complete Project Solutions™

CALL US ON 1300 355 769

VISIT OUR WEBSITE www.totalce.com.au



PRODUCT FEATURES

- Deck forced refrigeration
- Sliding doors front and rear
- Double glazed
- Two adjustable shelves
- Ticket strips on shelves and deck
- Undershelf and canopy LED lights
- Integral condensor
- Self evaporating
- Solid glass front - optional

CABINET DIMENSIONS & SPECIFICATIONS

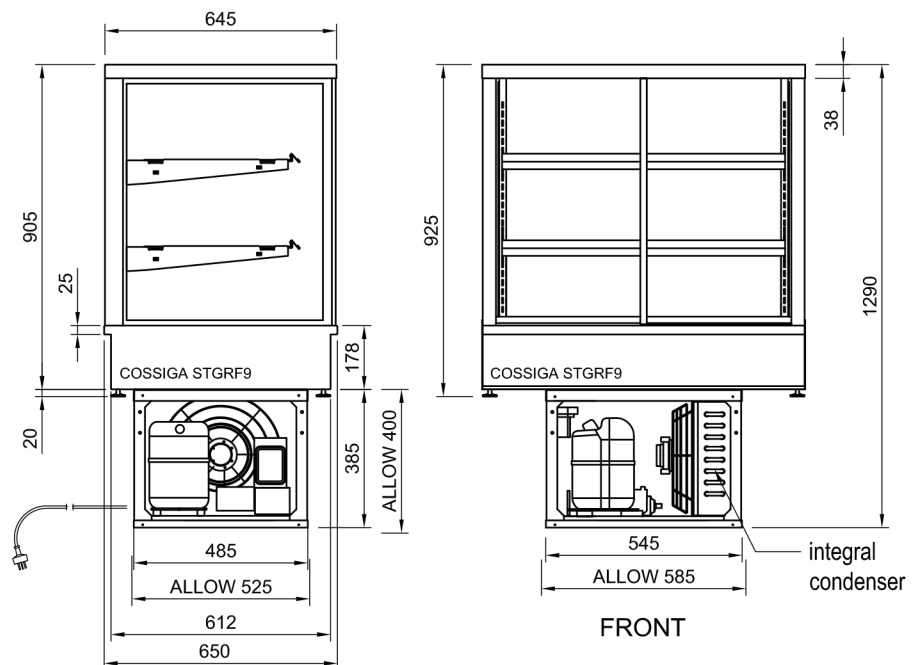
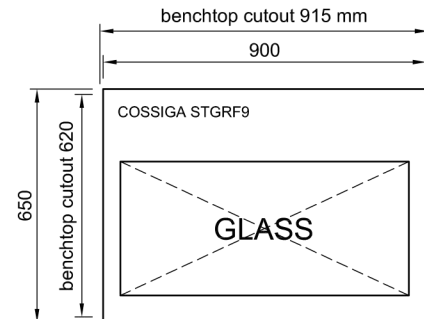
Refrigerated 4⁰ factory set point

Model	Cabinet			Shelving no.	Display m ²	Total food units	Refrigerant	Operating Current	Connection	Voltage
	Length mm	Depth mm	Height mm							
STGRF9	900	650	925	2 + base		100 x 100 mm	134a	5.0 Amp	10amp 3 pin plug	50/60 Hertz

* prior to installation see, installation guidelines, ventillation requirements and drainage options documents

ELECTRICAL POWER

Electrical power cord 2200mm
 3 pin 10 amp 1 phase socket required.
 Maximum ambient operating temperature climate class N max 32°C



Complete Project Solutions™

CALL US ON 1300 355 769

VISIT OUR WEBSITE www.totalce.com.au



PRODUCT FEATURES

- Deck forced refrigeration
- Sliding doors front and rear
- Double glazed
- Two adjustable shelves
- Ticket strips on shelves and deck
- Undershelf and canopy LED lights
- Integral condensor
- Self evaporating
- Solid glass front - optional

CABINET DIMENSIONS & SPECIFICATIONS

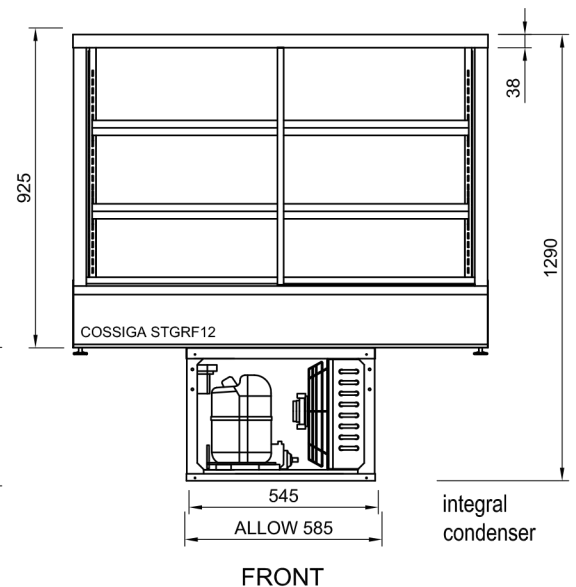
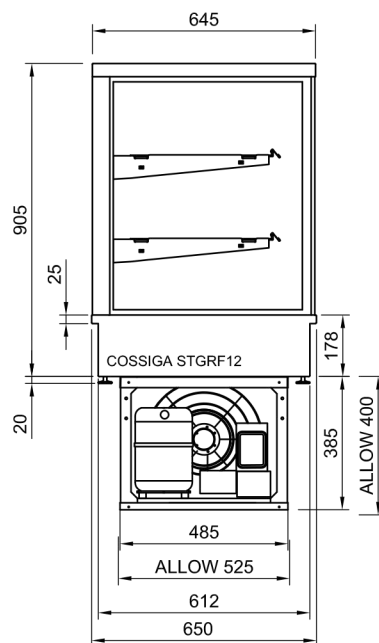
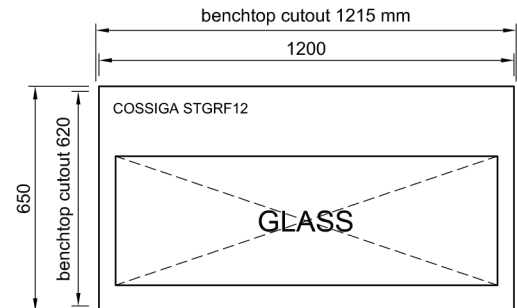
Refrigerated 4⁰ factory set point

Model	Cabinet			Shelving no.	Display m2	Total food units	Refrigerant	Operating Current	Connection	Voltage
	Length mm	Depth mm	Height mm							
STGRF12	1200	650	925	2 + base		100 x 100 mm 121	134a	6.8 Amp	10amp 3 pin plug	50/60 Hertz 240V

* prior to installation see, installation guidelines, ventillation requirements and drainage options documents

ELECTRICAL POWER

Electrical power cord 2200mm
 3 pin 10 amp 1 phase socket required.
 Maximum ambient operating temperature climate class N max 32°C



Complete Project Solutions™

CALL US ON 1300 355 769

VISIT OUR WEBSITE www.totalce.com.au



PRODUCT FEATURES

- Deck forced refrigeration
- Sliding doors front and rear
- Double glazed
- Two adjustable shelves
- Ticket strips on shelves and deck
- Undershelf and canopy LED lights
- Integral condensor
- Self evaporating
- Solid glass front - optional

CABINET DIMENSIONS & SPECIFICATIONS

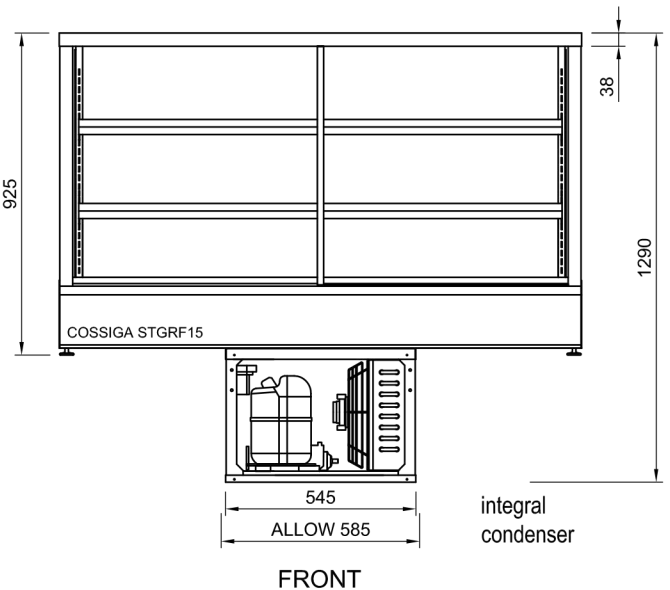
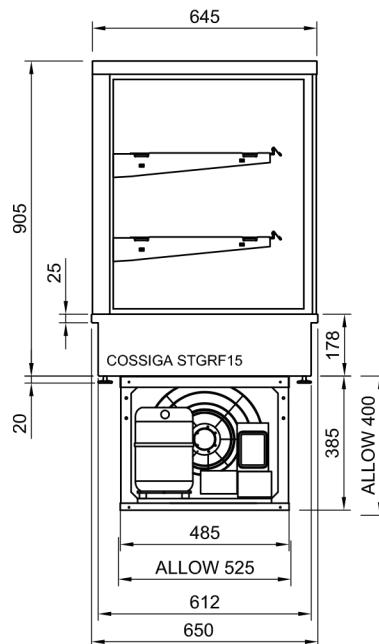
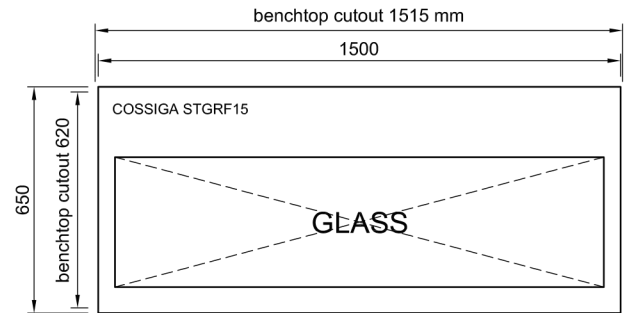
Refrigerated 4⁰ factory set point

Model	Cabinet			Shelving no.	Display m2	Total food units	Refrigerant	Operating Current	Connection	Voltage
	Length mm	Depth mm	Height mm							
STGRF15	1500	650	925	2 + base		100 x 100 mm	134a	7.0 Amp	10amp 3 pin plug	50/60 Hertz
						154				240V

* prior to installation see, installation guidelines, ventilation requirements and drainage options documents

ELECTRICAL POWER

Electrical power cord 2200mm
 3 pin 10 amp 1 phase socket required.
 Maximum ambient operating temperature climate class N max 32°C



Complete Project Solutions™

CALL US ON 1300 355 769

VISIT OUR WEBSITE www.totalce.com.au