

square profile
hot food bars

FOOD DISPLAY SERIES



Rear ventilation prevents condensation



Glass doors to rear of unit



Quartz infra-red overhead heat lamps



Precise thermostat control

APPLICATION

Ideal for the displaying of pre-cooked foods

STANDARD FEATURES

- Stainless steel construction with dual skin air-insulated bain marie tank for improved safety
- Square profile design with toughened glass gantry
- Custom designed rear ventilation that allows moisture to escape, preventing condensation on front viewing glass
- Multiple element design means unit will continue to operate in the event of single element failure
- Thermostat controls with clear temperature readout
- 20mm drain with downward emptying tap
- Overhead heat lamps wired to maximise light, heat and reliability - with lamp guard
- Full size gastronorm cavity to take choice of 65mm and 100mm pan combinations (pans not included)
- Easy to service via rear access panel
- Identical footprint to other Woodson food bar models
- Can be run both wet and dry
- 2 & 3 bay supplied with 10 amp plug & lead
- 4, 5 & 6 bay supplied with 15 amp plug & lead

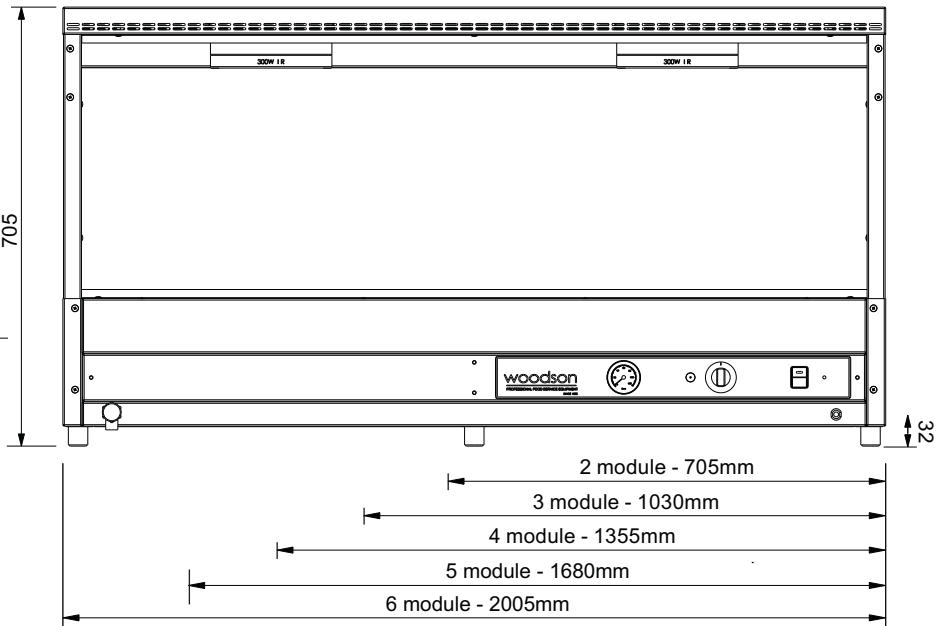
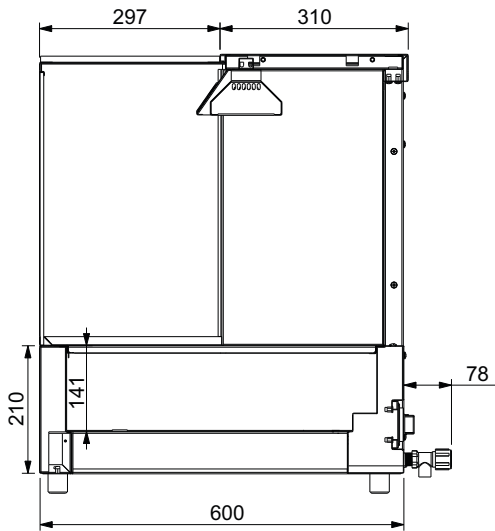
OPTIONS

Easy to accessorise:

- Rear glass sliding doors (add G to code)
- 1/2 GN pans, 65mm deep (add 65 to code)
- Trolleys & trolley accessories

SIDE VIEW


REAR VIEW



We reserve the right to alter specifications of products without notice

AVAILABLE MODELS

MODEL	Description	Dimensions	Power
WHFSQ22.G WHFSQ22.G.65	2 module unit with rear sliding glass doors As above, with 4 x 1/2 GN pans, 65mm deep	705 x 600 x 705	1.5kW - 10 Amp
WHFSQ23.G WHFSQ23.G.65	3 module unit with rear sliding glass doors As above, with 6 x 1/2 GN pans, 65mm deep	1030 x 600 x 705	2.4kW - 10 Amp
WHFSQ24.G WHFSQ24.G.65	4 module unit with rear sliding glass doors As above, with 8 x 1/2 GN pans, 65mm deep	1355 x 600 x 705	3.0kW - 15 Amp
WHFSQ25.G WHFSQ25.G.65	5 module unit with rear sliding glass doors As above, with 10 x 1/2 GN pans, 65mm deep	1680 x 600 x 705	3.3kW - 15 Amp
WHFSQ26.G WHFSQ26.G.65	6 module unit with rear sliding glass doors As above, with 12 x 1/2 GN pans, 65mm deep	2005 x 600 x 705	3.3kW - 15 Amp



For details of your local dealer contact:

QLD
Tel: 07 3344 2444
Fax: 07 3345 6403
fse@stoddart.com.au

WA
Tel: 08 9414 1343
Fax: 08 9414 1361
perth@stoddart.com.au

www.TotalCommercialEquipment.com.au

NSW
Tel: 02 8832 4399
Fax: 02 8832 4355
sydney@stoddart.com.au

VIC & TAS
Tel: 03 9565 4699
Fax: 03 9565 4655
melbourne@stoddart.com.au

SA & NT
Tel: 1300 79 1954
adelaide@stoddart.com.au

Dealer:

08 8363 5282