

Easy plug-in,  
10 Amp  
power supply

Shielded electronic  
controller with digital  
temperature display

Durable easy to clean  
stainless steel surfaces

Stainless steel countertop

2 levels of non-tip,  
adjustable and removable  
tray slides and/or shelves

Door activated interior lighting



Unique front breathing  
refrigeration system and electrics  
are easy to access and service

Energy efficient refrigeration  
and insulation products

Hygienic, aesthetically pleasing  
stainless steel surfaces

Key locks on  
all doors

FOOD  
SERVICE  
**PEGASUS  
SERIES**

SKOPE PREMIUM RANGE

Easy to clean, ergonomic  
horizontal handles

Heated fascia to  
eliminate condensation

Solid, 304 stainless steel, self-closing and  
self-sealing doors

Replaceable, long-life magnetic door gaskets

This gastronorm series  
has a **unique front  
breathing system,**  
enabling them to be  
built flush against back  
& side walls to make  
the most of your  
**valuable space.**

Designed to be dependable, this series incorporates 1/1 standard Gastronorm tray and shelf width/depth dimensions and door locks as standard.

### Generic Specifications

- Exterior: stainless steel (excluding galvanised steel top)
- Interior: stainless steel sides, rear ducting and coved floor
- Coved floors for easy cleaning
- 2 levels of non-tip, adjustable and removable tray slides and/or shelves w325 x d530mm per door
- Easy plug-in, 10 Amp power supply (230-240V, 50Hz)
- Heated cabinet fascia to eliminate condensation
- Easy to clean, ergonomic horizontal handles
- Solid, 304 stainless steel, self-closing and self-sealing doors
- Key locks on all doors
- Interior lighting activated by door opening (not available as standard on Pegasus 2/1 Series)
- Electronic controller with digital temperature display
- Front breathing system enables cabinets to be completely built in (not available as standard on Pegasus 2/1 Series)
- Refrigeration system protected from corrosion by urethane-treated evaporator coil
- Fan-forced ducted air flow for even and consistent temperatures
- System overheat protection fitted
- Insulation: 60mm thick, high density cyclo-isopentane polyurethane foam (CFC, HCFC & HFC free)
- Mains isolation box fitted to simplify refrigeration unit isolation and servicing
- Replaceable, long-life magnetic door gaskets
- Flat bottom for easy plinth mounting or castor/leg option supplied at no extra charge when specified
- Optional 35mm stainless steel countertop with a 65mm square edged fascia
- Reduced countertop available on prep cabinets for placement under your counter

- HACCP function – as per standard CAREL feature set

### Integral System Specifications

- Left-hand side mounted, removable SKOPE Cyclone™ refrigeration system as standard with right-hand option
- Plumbing free design

### Integral Chiller Specifications

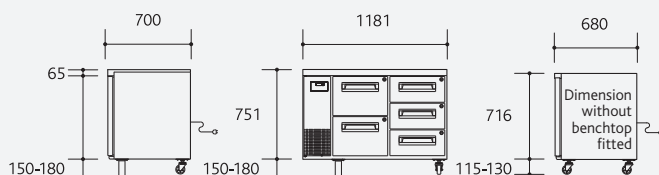
- R134a refrigerant (CFC & HCFC free)
- Chiller and chiller drawer product operating temperature adjustable from +1°C to +4°C up to 43°C ambient

### Integral Freezer and Preparation Cabinet Specifications

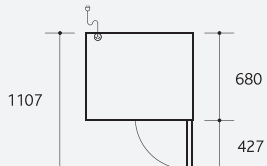
- R404A refrigerant (CFC & HCFC free)
- Freezer product operating temperature adjustable from -18°C to -21°C up to 43°C ambient
- Preparation cabinet operating temperature adjustable from +1°C to +5°C for up to 4 hours in up to 30°C ambient with lids off
- Preparation cabinets are designed to meet NSF7 standards

### Remote System Specifications

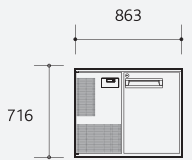
- Evaporator box and service compartment on left-hand side as standard with right-hand option
- Evaporator drain fitted (requires plumbing)
- Slimmer width, 150mm shorter than integral
- Thermostatic expansion valve fitted as standard (to suit R134a or R404A please specify when ordering)
- Pipework and drain exit inside service compartment at front of unit
- Mains flex exit at rear, 3-core flexible cord with plug
- See Remote Refrigeration System Specifications on page 108 for more information



**Drawing Depicts: PG250HCr-2 with optional drawers and mounting options** (not available as standard on Pegasus 2/1 Series).  
Countertop height 35mm. Countertop fascia height 65mm. Adjustable, front-locking swivel castors (115-130 mm high) - total height 831-846mm without countertop. Adjustable legs (150-180mm high) - total height 866-896mm without countertop



Integral top view



Integral front elevation



Remote front elevation



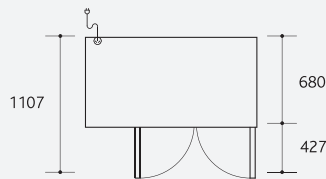
**PG100HC-2 / PG100HF-2 - 1/1 GASTRONORM TRAYS**

Model	Weight (kg)	Integral/Remote	Chiller/Freezer
PG100HC-2	115	Integral	Chiller
PG100HCr-2	100	Remote	Chiller
PG100HF-2	130	Integral	Freezer
PG100HFr-2	100	Remote	Freezer

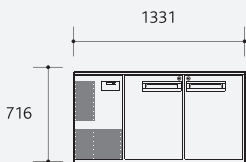
	Integral External (mm)	Remote External (mm)	Internal (mm)	Gross Volume	Total Shelf Area	Floor Area	Floor Area
Height*	716	716	570	110 litres (3.88ft <sup>3</sup> )	0.31m <sup>2</sup> (excludes base)	0.6m <sup>2</sup> (integral)	0.5m <sup>2</sup> (remote)
Width	863	713	365				
Depth	680	680	545				

- Chiller remote refrigeration duty 210 Watts at -5°C SST
- Freezer remote refrigeration duty 230 Watts at -30°C SST

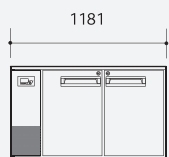
PG100HC-2 / PG100HF-2  
1 DOOR



Integral top view



Integral front elevation



Remote front elevation



**PG250HC-2 / PG250HF-2 - 1/1 GASTRONORM TRAYS**

Model	Weight (kg)	Integral/Remote	Chiller/Freezer
PG250HC-2	130	Integral	Chiller
PG250HCr-2	115	Remote	Chiller
PG250HF-2	145	Integral	Freezer
PG250HFr-2	115	Remote	Freezer

	Integral External (mm)	Remote External (mm)	Internal (mm)	Gross Volume	Total Shelf Area	Floor Area	Floor Area
Height*	716	716	570	260 litres (9.18ft <sup>3</sup> )	0.63m <sup>2</sup> (excludes base)	0.93m <sup>2</sup> (integral)	0.83m <sup>2</sup> (remote)
Width	1331	1181	833				
Depth	680	680	545				

- Chiller remote refrigeration duty 360 Watts at -5°C SST
- Freezer remote refrigeration duty 385 Watts at -30°C SST

PG250HC-2 / PG250HF-2  
2 DOOR

\*Height excludes countertop and legs or adjustable castors



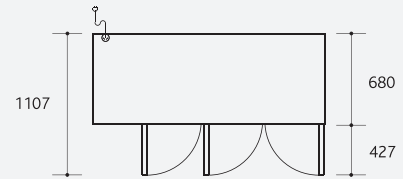
PG400HC-2 / PG400HF-2 - 1/1 GASTRONORM TRAYS

Model	Weight (kg)	Integral/Remote	Chiller/Freezer
PG400HC-2	145	Integral	Chiller
PG400HCr-2	130	Remote	Chiller
PG400HF-2	160	Integral	Freezer
PG400HFr-2	130	Remote	Freezer

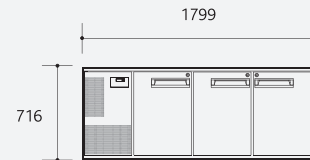
  

	Integral External (mm)	Remote External (mm)	Integral (mm)		
Height*	716	716	570	<b>Gross Volume</b>	410 litres (14.48ft <sup>3</sup> )
Width	1799	1649	1301	<b>Total Shelf Area</b>	0.94m <sup>2</sup> (excludes base)
Depth	680	680	545	<b>Floor Area</b>	1.26m <sup>2</sup> (integral)
				<b>Floor Area</b>	1.15m <sup>2</sup> (remote)

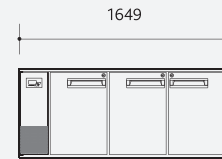
- Chiller remote refrigeration duty 485 Watts at -5°C SST
- Freezer remote refrigeration duty 550 Watts at -30°C SST



Integral top view



Integral front elevation



Remote front elevation

PG400HC-2 / PG400HF-2  
3 DOOR



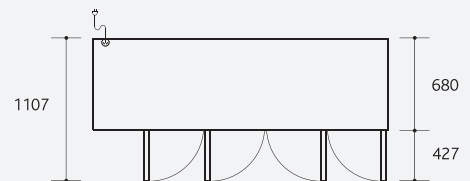
PG550HC-2 - 1/1 GASTRONORM TRAYS

Model	Weight (kg)	Integral/Remote	Chiller/Freezer
PG550HC-2	160	Integral	Chiller
PG550HCr-2	145	Remote	Chiller

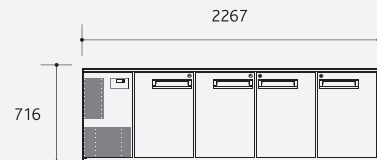
  

	Integral External (mm)	Remote External (mm)	Integral (mm)		
Height*	716	716	570	<b>Gross Volume</b>	560 litres (19.7ft <sup>3</sup> )
Width	2267	2117	1769	<b>Total Shelf Area</b>	1.25m <sup>2</sup> (excludes base)
Depth	680	680	545	<b>Floor Area</b>	1.59m <sup>2</sup> (integral)
				<b>Floor Area</b>	1.48m <sup>2</sup> (remote)

- Chiller remote refrigeration duty 630 Watts at -5°C SST



Integral top view



Integral front elevation



Remote front elevation

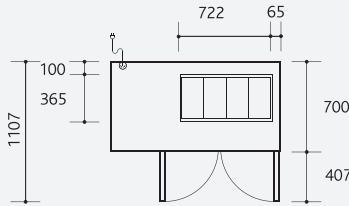
PG550HC-2  
4 DOOR

**PREPARATION CHILLERS**

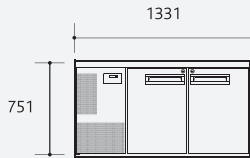
**PEGASUS HORIZONTAL 1/1 CHILLERS & FREEZERS**

These horizontal preparation chillers have been designed to blow chilled air over the pots and ensure consistent temperatures are maintained.

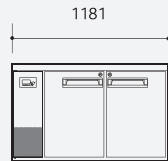
- Easy cleaning system for preparation area
- Easily removable, sliding night covers
- R404A refrigerant (CFC & HCFC free)
- Heated countertop or preparation area to prevent condensation build-up



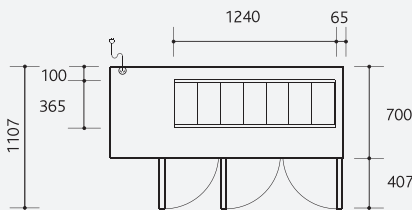
Integral top view



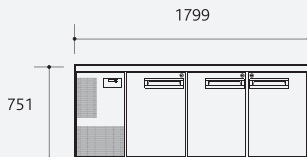
Integral front elevation



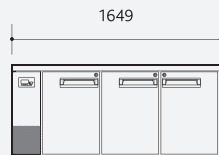
Remote front elevation



Integral top view



Integral front elevation



Remote front elevation



**PG250Prep-2 - 1/1 GASTRONORM TRAYS**

Model	Weight (kg)	Integral/Remote	Chiller/Freezer
PG250Prep-2	160	Integral	Chiller
PG250Prepr-2	130	Remote	Chiller

	Integral External (mm)	Remote External (mm)	Internal (mm)	Gross Volume	Total Shelf Area	Floor Area	Floor Area
Height*	751	751	570	260 litres (9.18ft <sup>3</sup> )	0.63m <sup>2</sup> (excludes base)	0.93m <sup>2</sup> (integral)	0.83m <sup>2</sup> (remote)
Width	1331	1181	833				
Depth	700	700	545				

- Worktop accepts 4 of 1/3 150mm deep pans or 8 of 1/6 150mm deep pans
- Supplied with 4 of 1/3 150mm deep pans
- Remote refrigeration duty 500 Watts at -15°C SST



**PG400Prep-2 - 1/1 GASTRONORM TRAYS**

Model	Weight (kg)	Integral/Remote	Chiller/Freezer
PG400Prep-2	175	Integral	Chiller
PG400Prepr-2	145	Remote	Chiller

	Integral External (mm)	Remote External (mm)	Internal (mm)	Gross Volume	Total Shelf Area	Floor Area	Floor Area
Height*	751	751	570	410 litres (14.48ft <sup>3</sup> )	0.94m <sup>2</sup> (excludes base)	1.26m <sup>2</sup> (integral)	1.15m <sup>2</sup> (remote)
Width	1799	1649	1301				
Depth	700	700	545				

- Worktop accepts 7 of 1/3 150mm deep pans and 14 of 1/6 150mm deep pans
- Supplied with 7 of 1/3 150mm deep pans
- Remote refrigeration duty 980 Watts at -15°C SST

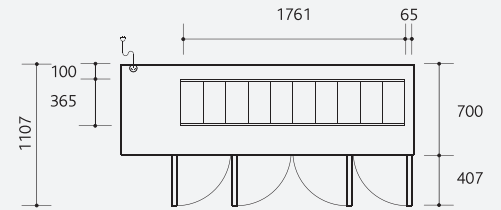
PG250Prep-2  
2 DOOR

PG400Prep-2  
3 DOOR

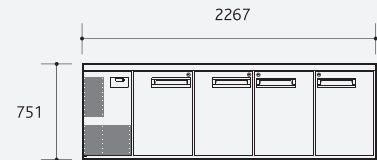
\*Height excludes legs or adjustable castors



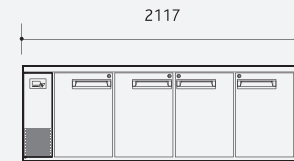
PG550Prep-2 - 1/1 GASTRONORM TRAYS



Integral top view



Integral front elevation



Remote front elevation

Model	Weight (kg)	Integral/Remote	Chiller/Freezer
PG550Prep-2	175	Integral	Chiller
PG550Prepr-2	160	Remote	Chiller

	Integral External (mm)	Remote External (mm)	Internal (mm)		
<b>Height*</b>	751	751	570	<b>Gross Volume</b>	560 litres (19.7ft <sup>3</sup> )
<b>Width</b>	2267	2117	1769	<b>Total Shelf Area</b>	1.25m <sup>2</sup> (excludes base)
<b>Depth</b>	700	700	545	<b>Floor Area</b>	1.59m <sup>2</sup> (integral)
				<b>Floor Area</b>	1.48m <sup>2</sup> (remote)

- Worktop accepts 10 of 1/3 150mm deep pans and 20 of 1/6 150mm deep pans
- Supplied with 10 of 1/3 150mm deep pans
- Remote refrigeration duty 1180 Watts at -15°C SST

PG550Prep-2  
4 DOOR

Designed to be dependable, this series incorporates 2/1 standard Gastronorm tray and shelf width/depth dimensions and door locks as standard.

### Generic Specifications

- Exterior: stainless steel (excluding galvanised steel top)
- Interior: stainless steel sides, rear ducting and covered floor
- Coved floors for easy cleaning
- Easy to clean, ergonomic horizontal handles
- Easy plug-in, 10 Amp power supply (230-240V, 50Hz)
- 2 shelves and adjustable tray slides w530 x d650mm per door as standard
- Solid, 304 stainless steel, self-closing and self-sealing doors
- Replaceable, long-life magnetic door gaskets
- Heated cabinet fascia to eliminate condensation
- Electronic controller with digital temperature display
- Key locks on all doors
- System overheat protection fitted
- Insulation: 60mm thick, high density cyclo-isopentane polyurethane foam (CFC, HCFC & HFC free)
- Refrigeration system protected from corrosion by urethane-treated evaporator coil
- Fan-forced ducted air flow for even and consistent temperatures
- Adjustable legs and castors supplied as standard or optional plinth, please specify when ordering
- Optional 50mm square edged stainless steel countertop
- Reduced countertop available on prep cabinets for placement under your counter
- Interior lighting activated by door opening not available as standard
- Front breathing system enabling cabinets to be completely built in not available as standard

### Integral System Specifications

- Left-hand side mounted, removable SKOPE Cyclone refrigeration system as standard with right-hand option
- Plumbing free design

### Integral Chiller Specifications

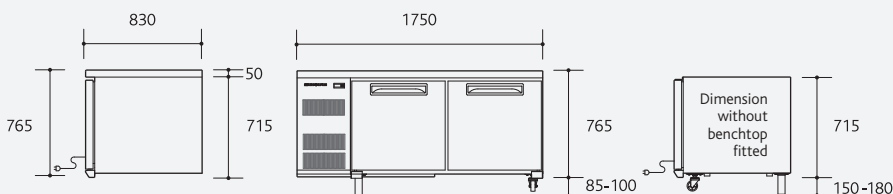
- R134a refrigerant (CFC & HCFC free)
- Integral chiller product operating temperature +1°C to +4°C up to 40°C ambient

### Integral Freezer, Pizza and Preparation Chiller Specifications

- R404A refrigerant (CFC & HCFC free)
- Freezer product operating temperature -18°C to -21°C up to 40°C ambient
- Pizza and Preparation cabinet operating temperature adjustable from +1°C to +5°C for up to 4 hours in up to 30°C ambient with lids off

### Remote System Specifications

- Evaporator box and service compartment on left-hand side as standard with right-hand option
- Evaporator drain fitted (requires plumbing)
- Thermostatic expansion valve fitted as standard (to suit R134a or R404A please specify when ordering)
- Pizza and Preparation R404A valve fitted as standard
- Pipework and drain exit inside service compartment at the front of the unit for easy access
- Mains flex exit through base, 3-core flexible cord with plug
- See Remote Refrigeration System Specifications on page 108 for more information



Drawing depicts: PG500HC with optional mounting heights

Optional 50mm countertop included in cabinet height – total height 765mm

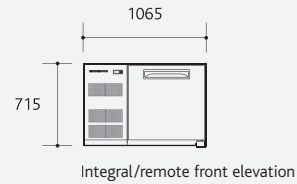
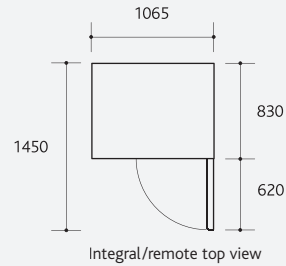
Adjustable front locking swivel castors (85-100mm high) – total height 800-815mm without countertop

Adjustable legs (150-180mm high) – total height 865-895mm without countertop





**PG200HC / PG200HF - 2/1 GASTRONORM TRAYS**



Model	Weight (kg)	Integral/Remote	Chiller/Freezer
PG200HC	120	Integral	Chiller
PG200HCr	105	Remote	Chiller
PG200HF	132	Integral	Freezer
PG200HFr	108	Remote	Freezer

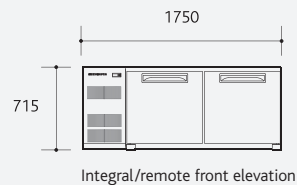
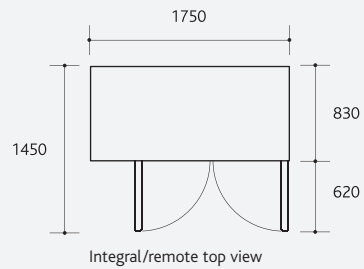
  

	Integral External (mm)	Remote External (mm)	Internal (mm)	Gross Volume	Total Shelf Area	Floor Area	Floor Area
Height*	715	715	565	210 litres (7.42ft <sup>3</sup> )	0.64m <sup>2</sup> (excludes floor)	0.88m <sup>2</sup> (integral)	0.88m <sup>2</sup> (remote)
Width	1065	1065	565				
Depth	830	830	650				

- Chiller remote refrigeration duty 310 Watts at -5°C SST
- Freezer remote refrigeration duty 320 Watts at -30°C SST
- Minimum 50mm clear ventilation space required at refrigeration unit end or behind cabinet



**PG500HC / PG500HF - 2/1 GASTRONORM TRAYS**



Model	Weight (kg)	Integral/Remote	Chiller/Freezer
PG500HC	135	Integral	Chiller
PG500HCr	120	Remote	Chiller
PG500HF	147	Integral	Freezer
PG500HFr	123	Remote	Freezer

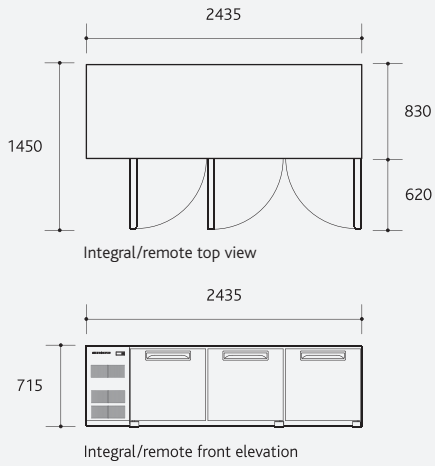
  

	Integral External (mm)	Remote External (mm)	Internal (mm)	Gross Volume	Total Shelf Area	Floor Area	Floor Area
Height*	715	715	565	480 litres (16.95ft <sup>3</sup> )	1.27m <sup>2</sup> (excludes floor)	1.45m <sup>2</sup> (integral)	1.45m <sup>2</sup> (remote)
Width	1750	1750	1250				
Depth	830	830	650				

- Chiller remote refrigeration duty 475 Watts at -5°C SST
- Freezer remote refrigeration duty 490 Watts at -30°C SST
- Minimum 50mm clear ventilation space required at refrigeration unit end or behind cabinet

PG200HC / PG200HF  
1 DOOR

PG500HC / PG500HF  
2 DOOR



**PG800HC / PG800HF - 2/1 GASTRONORM TRAYS**

Model	Weight (kg)	Integral/Remote	Chiller/Freezer
PG800HC	150	Integral	Chiller
PG800HCr	135	Remote	Chiller
PG800HFr	138	Remote	Freezer

	Integral External (mm)	Remote External (mm)	Internal (mm)	Gross Volume	750 litres (26.5ft <sup>3</sup> )
Height*	715	715	565	Total Shelf Area	1.91m <sup>2</sup> (excludes floor)
Width	2435	2435	1935	Floor Area	2.02m <sup>2</sup> (integral)
Depth	830	830	650	Floor Area	2.02m <sup>2</sup> (remote)

- Chiller remote refrigeration duty 615 Watts at -5°C SST
- Freezer remote refrigeration duty 730 Watts at -30°C SST
- Minimum 50mm clear ventilation space required at refrigeration unit end or behind cabinet



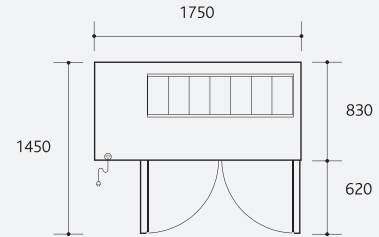
**PG500Prep - 2/1 GASTRONORM TRAYS**

Model	Weight (kg)	Integral/Remote	Chiller/Freezer
PG500Prep	135	Integral	Chiller
PG500Prepr	135	Remote	Chiller

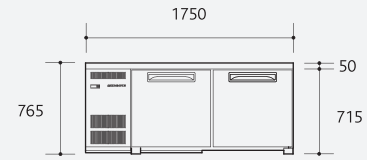
  

	Integral External (mm)	Remote External (mm)	Internal (mm)	
Height*	765	765	495	<b>Gross Volume</b> 480 litres (16.95ft <sup>3</sup> )
Width	1750	1750	1250	<b>Total Shelf Area</b> 1.27m <sup>2</sup> (excludes floor)
Depth	830	830	650	<b>Floor Area</b> 1.45m <sup>2</sup>

- Prep worktop supplied with 7 of 1/3 pans 65mm deep (optional with 14 of 1/6 pans 65mm deep – please specify when ordering)
- Remote refrigeration duty 980 Watts at -15°C SST
- Minimum 50mm clear ventilation space required at refrigeration unit end or behind cabinet



Integral/remote top view



Integral/remote front elevation

PG500Prep  
2 DOOR



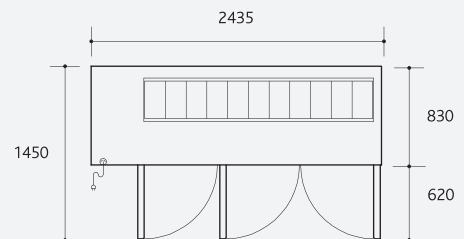
**PG800Prep - 2/1 GASTRONORM TRAYS**

Model	Weight (kg)	Integral/Remote	Chiller/Freezer
PG800Prep	150	Integral	Chiller
PG800Prepr	150	Remote	Chiller

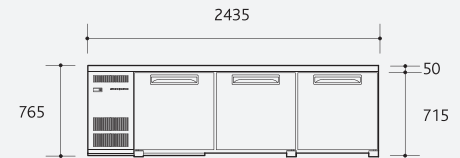
  

	Integral External (mm)	Remote External (mm)	Internal (mm)	
Height*	765	765	495	<b>Gross Volume</b> 750 litres (26.5ft <sup>3</sup> )
Width	2435	2435	1935	<b>Total Shelf Area</b> 1.91m <sup>2</sup> (excludes floor)
Depth	830	830	650	<b>Floor Area</b> 2.02m <sup>2</sup>

- Prep worktop supplied with 11 of 1/3 pans 65mm deep (optional with 22 of 1/6 pans 65mm deep – please specify when ordering)
- Remote refrigeration duty 1180 Watts at -15°C SST
- Minimum 50mm clear ventilation space required at refrigeration unit end or behind cabinet



Integral/remote top view



Integral/remote front elevation

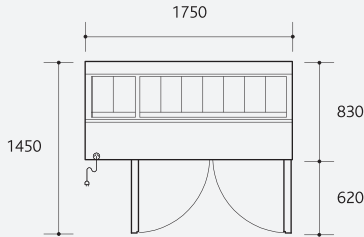
PG800Prep  
3 DOOR

**PIZZA CHILLERS**

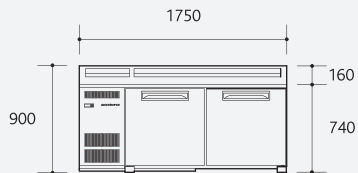
**PEGASUS HORIZONTAL 2/1 CHILLERS & FREEZERS**

These horizontal pizza cabinets have been specifically designed for pizza establishments, providing quick access to fresh ingredients and space to prepare food.

- Total height with adjustable legs (150-180mm) is 1050-1080mm
- Total height with adjustable castors (115-130mm) is 1015-1030mm



Integral/remote top view



Integral/remote front elevation



**PG500Pizza - 2/1 GASTRONORM TRAYS**

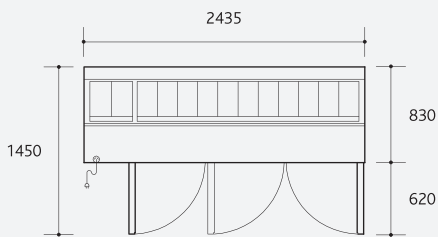
Model	Weight (kg)	Integral/Remote	Chiller/Freezer
<b>PG500Pizza</b>	150	Integral	Chiller
<b>PG500Pizzar</b>	135	Remote	Chiller

	Integral External (mm)	Remote External (mm)	Internal (mm)		
<b>Height*</b>	900	900	530	<b>Gross Volume</b>	480 litres (16.95ft³)
<b>Width</b>	1750	1750	1250	<b>Total Shelf Area</b>	1.27m² (excludes floor)
<b>Depth</b>	830	830	650	<b>Floor Area</b>	1.45m²

- Supplied with 9 of 1/3 pans (2 ambient 65mm deep pans & 7 chilled 150mm deep pans)
- **Remote refrigeration duty 980 Watts at -15°C SST**
- Minimum 50mm clear ventilation space required at refrigeration unit end or behind cabinet

PG500Pizza  
2 DOOR



Integral/remote top view



Integral/remote front elevation



**PG800Pizza - 2/1 GASTRONORM TRAYS**

Model	Weight (kg)	Integral/Remote	Chiller/Freezer
<b>PG800Pizza</b>	165	Integral	Chiller
<b>PG800Pizzar</b>	150	Remote	Chiller

	Integral External (mm)	Remote External (mm)	Internal (mm)		
<b>Height*</b>	900	900	530	<b>Gross Volume</b>	750 litres (26.5ft³)
<b>Width</b>	2435	2435	1935	<b>Total Shelf Area</b>	1.91m² (excludes base)
<b>Depth</b>	830	830	650	<b>Floor Area</b>	2.02m²

- Supplied with 13 of 1/3 pans (2 ambient 65mm deep pans & 11 chilled 150mm deep pans)
- **Remote refrigeration duty 1180 Watts at -15°C SST**
- Minimum 50mm clear ventilation space required at refrigeration unit end or behind cabinet

PG800Pizza  
3 DOOR

\*Height includes pizza countertop, and excludes legs or adjustable castors

These chillers have been designed with a superior heat resistant countertop so hot cooking equipment can be safely placed on top.

- Reinforced rollers on the drawer slides enable the drawer to be pulled all the way out, so pans can be easily placed in
- Chiller operating temperature adjustable from +1°C to +4°C in 40°C ambient



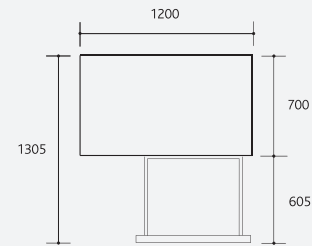
PGLL150 / PGLL150r - 1/1 & 2/1 GASTRONORM TRAYS

Model	Weight (kg)	Integral/Remote	Chiller/Freezer
PGLL150	95	Integral	Chiller
PGLL150r	85	Remote	Chiller

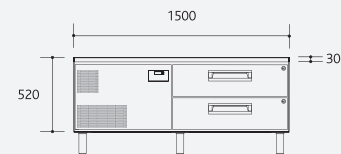
  

	Integral External (mm)	Remote External (mm)	Internal (mm)	Gross Volume	
Height*	520	520	370	150 litres (5.3ft <sup>3</sup> )	
Width	1500	1200	700	n/a	
Depth	700	700	555	1.05m <sup>2</sup> (integral)	0.84m <sup>2</sup> (remote)

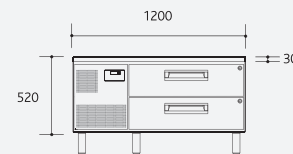
- Drawer w670mm x d550mm
- Remote refrigeration duty 300 Watts at -5°C SST



Remote top view



Integral front elevation



Remote front elevation

PGLL150  
2 DRAWER



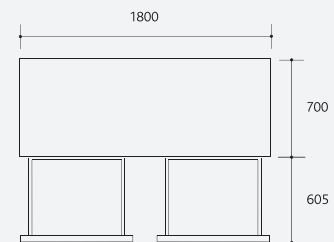
PGLL300r - 1/1 & 2/1 GASTRONORM TRAYS

Model	Weight (kg)	Integral/Remote	Chiller/Freezer
PGLL300r	115	Remote	Chiller

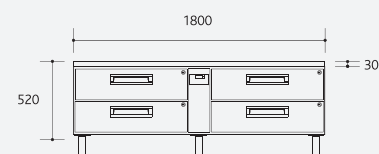
  

	Integral External (mm)	Remote External (mm)	Internal (mm)	Gross Volume	
Height*	-	520	370	300 litres (10.6ft <sup>3</sup> )	
Width	-	1800	2 x 700	n/a	
Depth	-	700	555	1.26m <sup>2</sup> (remote)	

- Drawer w670mm x d550mm
- Remote refrigeration duty 372 Watts at -5°C SST



Remote top view



Remote front elevation

PGLL300r  
4 DRAWER

Designed to be dependable, these vertical chillers and freezers incorporate both 1/1 & 2/1 standard Gastronorm tray and shelf width/depth dimensions, enabling integration with other catering equipment.

#### Generic Specifications

- Exterior: stainless steel (excluding galvanised steel top)
- Interior: stainless steel sides, rear ducting and covered floor
- 5 levels of non-tip, adjustable and removable slides and/or shelves w530mm x d650mm as standard
- Interior designed to hold both 1/1 and 2/1 Gastronorm trays or dishes
- No external back airflow spacer required on chillers or freezers
- Refrigeration system protected from corrosion by urethane-treated evaporator coil
- Easy to access refrigeration unit for easy service and maintenance
- Fan-forced ducted air flow for even and consistent product temperatures
- Fitted with adjustable, front-locking castors as standard
- Electronic controller with digital temperature display
- Solid, stainless steel, self-closing and self-sealing doors
- Key locks on all doors
- Interior lighting activated by door opening
- Easy plug-in, 10 Amp power supply (230-240V, 50Hz)
- Easy to clean, ergonomic vertical handles
- Replaceable, long-life magnetic door gaskets
- Heated cabinet fascia to eliminate condensation
- Removable stainless steel side panels for ease of servicing
- Insulation: 60mm thick, high density cyclo-isopentane polyurethane foam (CFC, HCFC & HFC free)

#### Integral Specifications

- Removable SKOPE Cyclone™ refrigeration system fitted
- Plumbing free design

#### Integral Chiller Specifications

- R134a refrigerant (CFC & HCFC free)
- Integral chiller product operating temperature +1°C to +4°C up to 43°C ambient

#### Integral Freezer Specifications

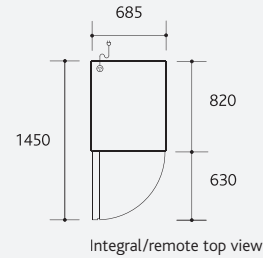
- Operating temperature adjustable from -18°C to -21°C in 40°C ambient for solid door freezers without lights
- R404A refrigerant (CFC & HCFC free)
- System overheat protection fitted as standard

#### Remote Specifications

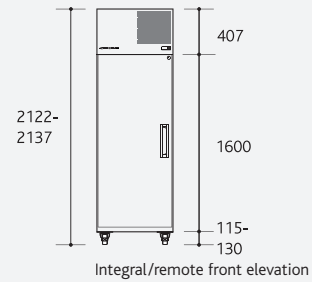
- Thermostatic expansion valve fitted as standard (to suit R134a or R404A please specify when ordering)
- Mains flex exit at rear, 3-core flexible cord with 10 Amp plug
- See Remote Refrigeration System specifications on page 108 for more information



PG600VC / PG600VF - 1/1 & 2/1 GASTRONORM TRAYS



Integral/remote top view



Integral/remote front elevation

Model	Weight (kg)	Integral/Remote	Chiller/Freezer
PG600VC	193	Integral	Chiller
PG600VCr	178	Remote	Chiller
PG600VF	215	Integral	Freezer
PG600VFr	195	Remote	Freezer

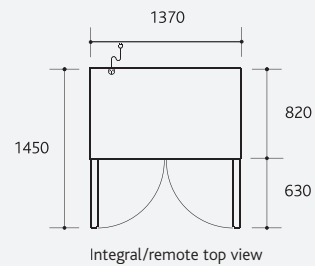
	External (mm)	Internal (mm)	Gross Volume	586 litres (20.69ft <sup>3</sup> )
Height*	2122-2137	1520	Total Shelf Area	1.593m <sup>2</sup> (excludes base)
Width	685	565	Floor Area	0.56m <sup>2</sup> (integral)
Depth	820	650	Floor Area	0.56m <sup>2</sup> (remote)

- Chiller remote refrigeration duty 600 Watts at -5°C SST
- Freezer remote refrigeration duty 695 Watts at -30°C SST
- Minimum 200mm clear ventilation space required above cabinet top

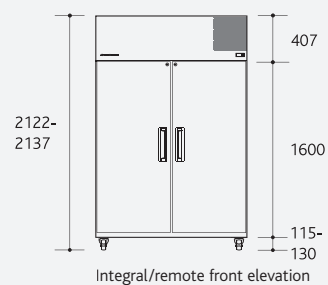
PG600VC / PG600VF  
1 DOOR



PG1300VC / PG1300VF - 1/1 & 2/1 GASTRONORM TRAYS



Integral/remote top view



Integral/remote front elevation

Model	Weight (kg)	Integral/Remote	Chiller/Freezer
PG1300VC	230	Integral	Chiller
PG1300VCr	210	Remote	Chiller
PG1300VF	290	Integral	Freezer
PG1300VFr	260	Remote	Freezer

	External (mm)	Internal (mm)	Gross Volume	1298 litres (45.84ft <sup>3</sup> )
Height*	2122-2137	1520	Total Shelf Area	3.185m <sup>2</sup> (excludes base)
Width	1370	1250	Floor Area	1.11m <sup>2</sup> (integral)
Depth	820	650	Floor Area	1.11m <sup>2</sup> (remote)

- Chiller remote refrigeration duty 1000 Watts at -5°C SST
- Freezer remote refrigeration duty 1070 Watts at -30°C SST
- Minimum 200mm clear ventilation space required above cabinet top

PG1300VC / PG1300VF  
2 DOOR

PEGASUS HORIZONTAL CHILLERS AND FREEZERS		AVAILABLE AS	R/H INTEGRAL OR REMOTE SYSTEM	S/S COUNTERTOP	2 DRAWERS PER DOOR	3 DRAWERS PER DOOR	EXTRA SHELF AND SLIDES	SOLENOID VALVE (REMOTES ONLY)	GLASS VIEWING DOOR PER DOOR	PLINTH	RACKS AND TRAYS (PPIZZA ONLY)	INSULATED NIGHT LID
PG100HC-2	1 Door 1/1 Gast.	chiller	integral & remote							n/a	n/a	n/a
PG100HF-2	1 Door 1/1 Gast.	freezer	integral & remote						n/a	n/a	n/a	n/a
PG250HC-2	2 Door 1/1 Gast.	chiller	integral & remote		n/a	n/a			n/a	n/a	n/a	n/a
PG250HF-2	2 Door 1/1 Gast.	freezer	integral & remote		n/a	n/a			n/a	n/a	n/a	n/a
PG400HC-2	3 Door 1/1 Gast.	chiller	integral & remote		n/a	n/a			n/a	n/a	n/a	n/a
PG400HF-2	3 Door 1/1 Gast.	freezer	integral & remote		n/a	n/a			n/a	n/a	n/a	n/a
PG550HC-2	4 Door 1/1 Gast.	chiller	integral & remote		n/a	n/a			n/a	n/a	n/a	n/a
PG200HC	1 Door 2/1 Gast.	chiller	integral & remote		n/a	n/a			n/a	NEC	n/a	n/a
PG200HF	1 Door 2/1 Gast.	freezer	integral & remote		n/a	n/a			n/a	NEC	n/a	n/a
PG500HC	2 Door 2/1 Gast.	chiller	integral & remote		n/a	n/a			n/a	NEC	n/a	n/a
PG500HF	2 Door 2/1 Gast.	freezer	integral & remote		n/a	n/a			n/a	NEC	n/a	n/a
PG800HC	3 Door 2/1 Gast.	chiller	integral & remote		n/a	n/a			n/a	NEC	n/a	n/a
PG800HF	3 Door 2/1 Gast.	freezer	remote only		n/a	n/a			n/a	NEC	n/a	n/a

PEGASUS HORIZONTAL PREPARATION CHILLERS

S/S PREP TOP

PG250Prep-2	2 Door 1/1 Gast.	chiller	integral & remote	std	n/a	n/a				n/a	n/a	POA
PG400Prep-2	3 Door 1/1 Gast.	chiller	integral & remote	std	n/a	n/a				n/a	n/a	POA
PG550Prep-2	4 Door 1/1 Gast.	chiller	integral & remote	std	n/a	n/a				n/a	n/a	POA
PG500Prep	2 Door 2/1 Gast.	chiller	integral & remote	std	n/a	n/a				NEC	n/a	POA
PG800Prep	3 Door 2/1 Gast.	chiller	integral & remote	std	n/a	n/a				NEC	n/a	POA

PEGASUS PIZZA CHILLERS

S/S PIZZA TOP

PG500Pizza	2 Door 2/1 Gast.	chiller	integral & remote	std	n/a	n/a			n/a	NEC		POA
PG800Pizza	3 Door 2/1 Gast.	chiller	integral & remote	std	n/a	n/a			n/a	NEC		POA

PEGASUS HORIZONTAL LOWLINES

PGLL150	2 Drawer	chiller	integral & remote	std	std	n/a	n/a		n/a	n/a	n/a	n/a
PGLL300	4 Drawer	chiller	remote only	std	std				n/a	n/a	n/a	n/a

ADJ. LEGS  
150-180

PEGASUS VERTICAL CHILLERS AND FREEZERS

PG600VC	1 Door	chiller	integral & remote	n/a	n/a	n/a			n/a	n/a	n/a	n/a
PG600VF	1 Door	freezer	integral & remote	n/a	n/a	n/a			n/a	n/a	n/a	n/a
PG1300VC	2 Door	chiller	integral & remote	n/a	n/a	n/a			n/a	n/a	n/a	n/a
PG1300VF	2 Door	freezer	integral & remote	n/a	n/a	n/a			n/a	n/a	n/a	n/a

NOTE: All Pegasus products are in stainless steel. N/A - not applicable, POA - price on application. STD - Standard.